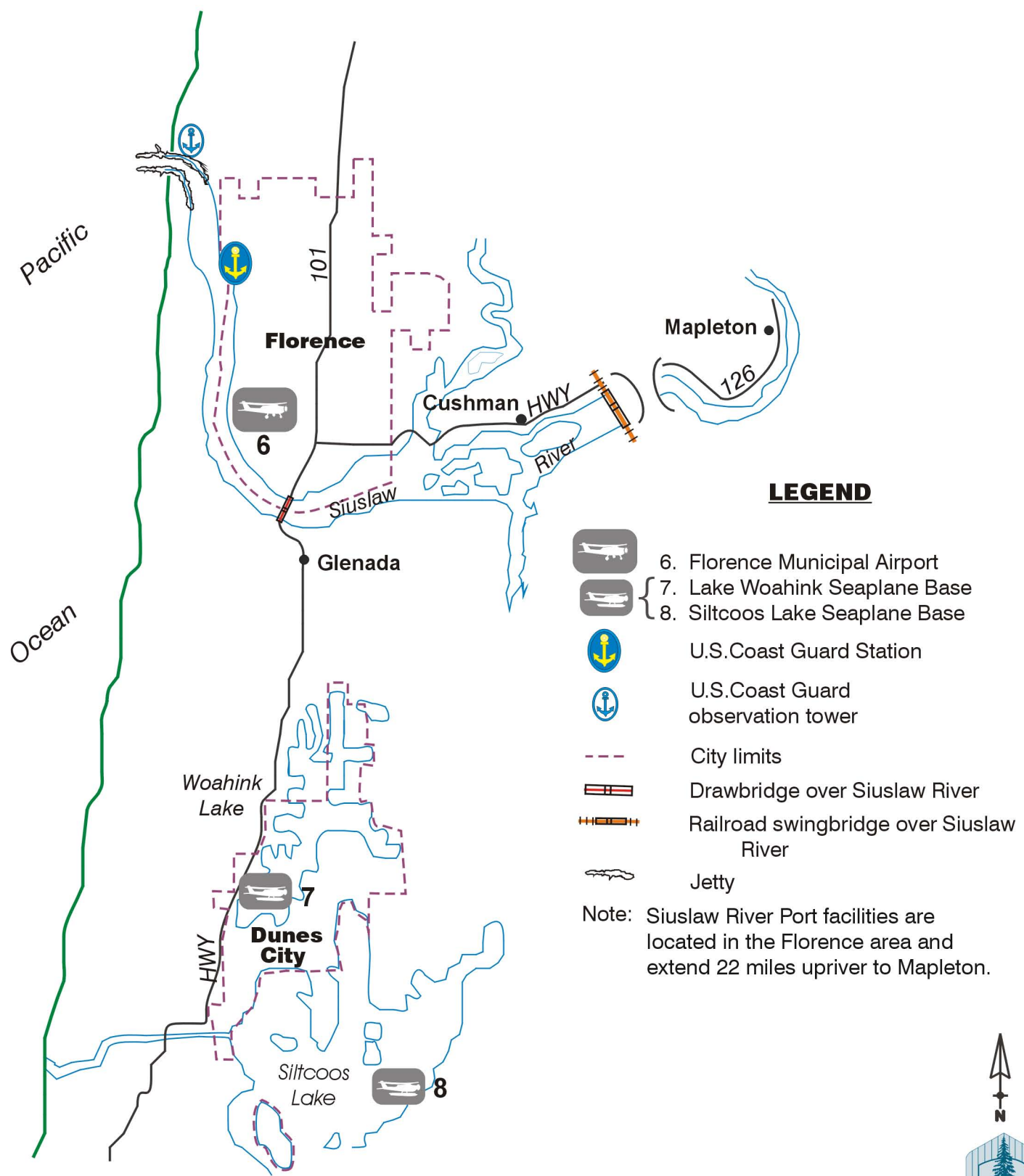











# AIR, RAIL, WATER, PIPELINES MAP 3a INSET



## LEGEND

-  6. Florence Municipal Airport
-  { 7. Lake Woahink Seaplane Base
-  { 8. Siltcoos Lake Seaplane Base
-  U.S. Coast Guard Station
-  U.S. Coast Guard observation tower
-  City limits
-  Drawbridge over Siuslaw River
-  Railroad swingbridge over Siuslaw River
-  Jetty

Note: Siuslaw River Port facilities are located in the Florence area and extend 22 miles upriver to Mapleton.

